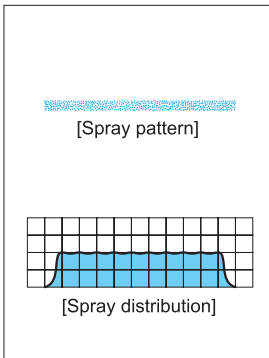



Slit Laminar Nozzles Water (Air) Curtain

SLNH-H/SLNHA-H



[Features]

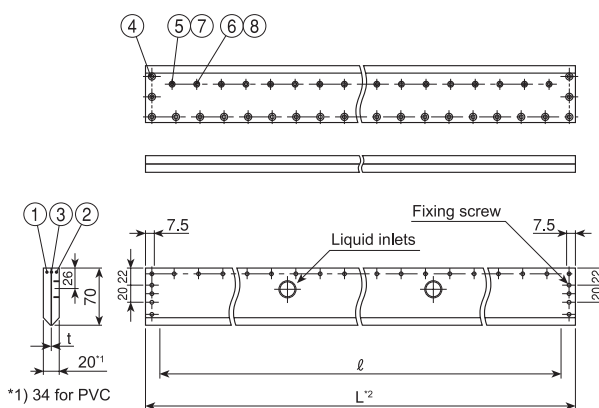
- Water or air sprayed from slit nozzles is uniform in width direction.
- SLNH-H series for liquid spraying with even spray flow distribution. SLNHA-H series for air spraying with even spray impact distribution.
- Thinner liquid film spray saves cost of chemicals and water.
- Compact and space-saving design.

[Applications]

- Blowing off drying
- Cleaning
- Developing • Etching

SLNH-H/SLNHA-H series

SLNH-H/SLNHA-H series									
Material • S304 or PVC									
Series	Slit length ℓ (mm)	Slit opening t (mm)	Effective liquid film width (mm) at 10 mm height	Number of inlets	Thread size		Total length L^2 (mm)	Mass (kg)	
					Liquid inlet	Fixing		S304	PVC
SLNH-H (Liquid spraying)	460	0.1	410	2	Rc3/8	S304: M5 (depth 8)	490	4.3	1.3
	600		550				630	5.5	1.6
	700		650				730	6.4	1.9
	780		730				810	7.1	2.1
	1,200	0.3	1,150	3	Rc1/2		1,230	11.0	3.1
	460		410				490	4.3	1.3
	600		550				630	5.5	1.6
	700		650				730	6.4	1.9
SLNHA-H (Air spraying)	780	0.1	730	2	Rc1/2	PVC: M5 (depth 10)	810	7.1	2.1
	1,200		1,150				1,230	11.0	3.1
	530		—				560	5.0	1.5
	700		—				730	6.5	1.9
	810	0.1	—	2	Rc1/2		840	7.5	2.2
	900		—				930	8.0	2.5
	1,400		—				1,430	12.0	4.0



*2) Available total length (L): Min. 250 mm—Max. 3,950 mm for S304,
Min. 250 mm—Max. 2,950 mm for PVC.

[Note] Appearance and dimensions are subject to change due to product improvement.

The above drawing is of stainless steel SLNH-H series.
Contact us for drawings for SLNH-H (PVC) and SLNHA-H (S304/PVC) series.
Inquiry drawing forms are available to verify dimensional specifications.

Series	Slit length (mm)	Slit opening (mm)	Spray capacity (ℓ /min)*3							
			0.01 MPa	0.02 MPa	0.03 MPa	0.04 MPa	0.05 MPa	0.06 MPa	0.07 MPa	0.08 MPa
SLNH-H (Liquid spraying)	460	0.1	7.2	10.7	13.4	15.7	17.8	19.7	21.4	23.1
	600		9.4	13.9	17.4	20.5	23.2	25.7	27.9	30.1
	700		11.0	16.2	20.3	23.9	27.0	29.9	32.6	35.1
	780		12.3	18.1	22.7	26.6	30.1	33.3	36.3	39.1
	1200	0.3	18.9	27.8	34.9	40.9	46.4	51.3	55.9	60.2
	460		21.7	32.0	40.1	47.1	53.3	59.0	64.3	69.2
	600		28.3	41.7	52.3	61.4	69.5	77.0	83.8	90.3
	700		33.0	48.7	61.0	71.7	81.1	89.8	97.8	105
SLNHA-H (Air spraying)	780	0.1	36.8	54.2	68.0	79.8	90.4	100	109	117
	1200		56.6	83.4	105	123	139	154	168	181
	530		209	355	472	570	657	736	810	880
	700		276	469	623	753	868	972	1,070	1,160
	810	319	543	721	871	1,000	1,130	1,240	1,350	
	900	355	603	802	968	1,120	1,250	1,380	1,490	
	1400	552	938	1,250	1,510	1,740	1,940	2,140	2,330	

*3) • The above spray capacity indicates liquid flow rate for SLNH-H series, and air flow rate for SLNHA-H series.

• Measure for air flow rate is ℓ /min at normal conditions (0°C, 1atm). • The above spray capacities are for reference only and subject to design changes.

How to order

Please inquire or order for a specific nozzle using this coding system.

① SLNH-H series (Liquid spraying)

<Example> 2-3/8F SLNH-H 460x0.1 PVC

2-3/8F SLNH-H 460 x 0.1 PVC

Number of inlets -Thread size*	Slit length	Slit opening	Material
2-3/8F	460	0.1	S304
2-1/2F	600	0.3	PVC
3-1/2F	700		
4-1/2F	780		
5-1/2F	1200		

② SLNHA-H series (Air spraying)

<Example> 2-3/8F SLNHA-H 530x0.1 PVC

2-3/8F SLNHA-H 530 x 0.1 PVC

Number of inlets -Thread size*	Slit length	Material
2-3/8F	530	S304
2-1/2F	700	PVC
3-1/2F	810	
	900	
	1400	

*4) "M" indicates male thread ("R" of the ISO standard) and "F" indicates female thread ("Rc" of the ISO standard), e.g. 3/8F = Rc3/8.