

# Compact Design Low Flow Rate Fine Fog Nozzles

CBIM



CBIM with T-type adaptor



CBIM with spray control adaptor

- Compact version of BIM series producing fine atomization. Space-saving design.
- Able to provide the lowest spray flow rate among all of our pneumatic spray nozzles.
- Clog-resistant design with a low parts count.
- Some CBIM models are available with a spray control adaptor (type CSP or CSN), which can regulate spray ON/OFF with a built-in piston.

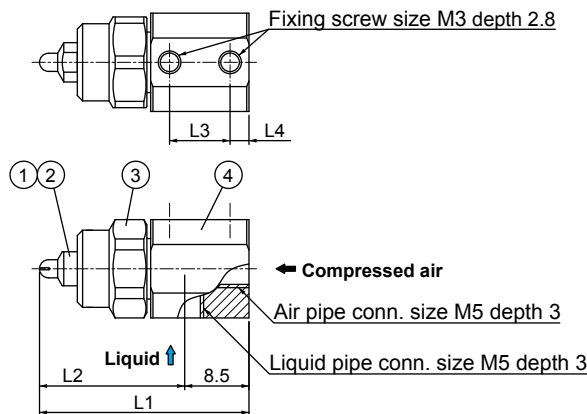
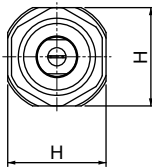
### APPLICATIONS

- Spraying: Mold release agent, lubricant, deodorant, oil, surface treatment agent, rust preventive, honey, insecticide, aqueous urea
- Cooling: Dies, gas, glass, steel plates, steel pieces, moldings, automobile bodies, plastic products
- Moisture control: Paper, flue gas, ceramics, concrete
- Cleaning: PC boards, glass tubes (for CBIMV and CBIMV-S only)

### DRAWING

#### Adaptor type T

■ Mass: 22 g

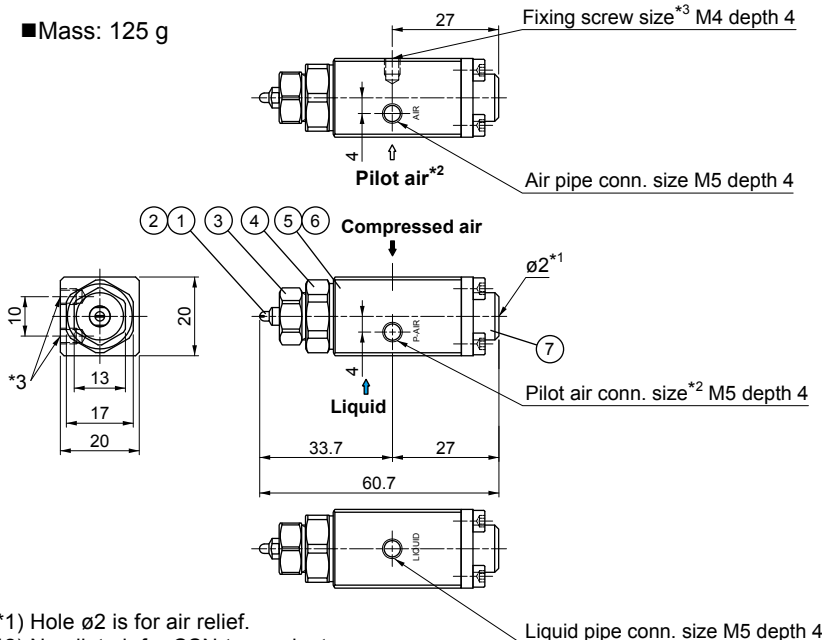


#### COMPONENTS AND MATERIALS

No.	Components	Standard materials
1	Nozzle tip	S303
2	Core	S303
3	Cap	S303
4	Adaptor	S303

#### Adaptor type CSN/CSP (Spray control adaptor)

■ Mass: 125 g



#### COMPONENTS AND MATERIALS

No.	Components	Standard materials
1	Nozzle tip	S303
2	Core	S303
3	Cap	S303
4	Connector	S303
5	Adaptor	S303
6	Packing	FKM, PTFE
7	Spring cap	S303

\*1) Hole  $\phi 2$  is for air relief.

\*2) No pilot air for CSN-type adaptor.

\*3) Adaptor has two fixing screw holes of the same size.

### DIMENSIONS

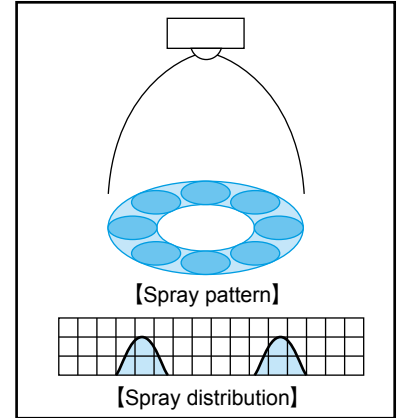
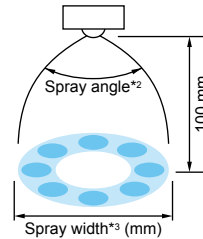
Air consumption code	Dimensions (mm)				
	L1	L2	L3	L4	H
005	27.7	19.2	8	2.5	13
01	27.7	19.2			
02	28.0	19.5			
04	31.3	22.8			
075	32.6	24.1			

CBIM

## CBIMK (Hollow Cone Spray)

- Hollow cone spray pneumatic nozzle producing fine atomization with a mean droplet diameter of 100 µm or less.\*1
- Features large turn-down ratio under liquid pressures of 0.1–0.3 MPa.
- Spray angle of 60°.

\*1) Droplet diameter measured by laser Doppler method



### PERFORMANCE DATA

Adaptor type*4	Spray angle code *2	Air consumption code	Air press. (MPa)	Spray capacity (L/hr) & Air consumption (L/min, Normal)												Spray width*3 (mm)	Mean droplet dia. (µm)	Free passage diameter (mm)			
				Liquid pressure (MPa)														Laser Doppler method	Tip orifice	Adaptor	
				0.1		0.15		0.2		0.25		0.3		Liquid press. (MPa)						Liquid	Air
○	—	60	04	0.2	4.5	25	9.5	20	17.0	13	—	—	—	—	140	160	—	20–100	0.5	0.9	0.9
				0.3	2.0	36	4.7	35	8.5	31	13.1	27	19.6	20	130	160	170				
			0.4	—	—	2.8	45	4.8	44	7.7	41	11.4	37	—	150	170	—				
○	—		075	0.2	8.7	51	18.4	42	33.3	29	—	—	—	—	140	170	—	20–100	0.7	1.2	1.4
				0.3	4.0	74	8.8	71	15.5	64	24.3	54	38.5	40	130	160	180				
				0.4	—	—	5.6	91	9.1	89	14.8	82	21.8	74	—	150	170				

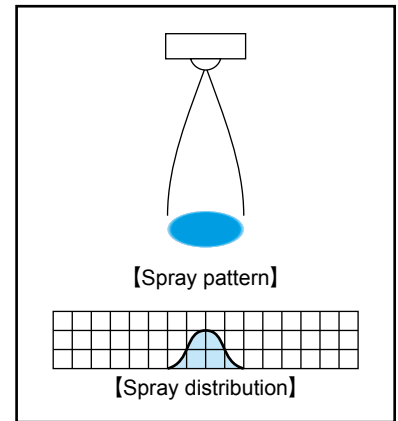
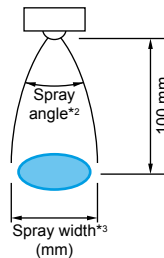
\*2) Spray angle measured at compressed air pressure of 0.3 MPa and liquid pressure of 0.1 MPa. \*3) Measured at 100 mm from nozzle.

\*4) ○ shows the availability of adaptor for each model number.

## CBIMJ (Full Cone Spray)

- Full cone spray pneumatic nozzle producing fine atomization with a mean droplet diameter of 100 µm or less.\*1
- Features large turn-down ratio under liquid pressures of 0.1–0.3 MPa.
- Spray angle of 20°.

\*1) Droplet diameter measured by laser Doppler method



### PERFORMANCE DATA

Adaptor type*4	Spray angle code *2	Air consumption code	Air press. (MPa)	Spray capacity (L/hr) & Air consumption (L/min, Normal)												Spray width*3 (mm)	Mean droplet dia. (µm)	Free passage diameter (mm)			
				Liquid pressure (MPa)														Laser Doppler method	Tip orifice	Adaptor	
				0.1		0.15		0.2		0.25		0.3		Liquid press. (MPa)						Liquid	Air
○	○	20	005	0.2	0.7	3.4	1.5	2.6	—	—	—	—	—	—	25	20	—	20–100	0.7	0.4	0.3
				0.3	0.25	5.0	0.6	4.7	1.25	4.1	2.0	3.2	—	—	30	30	25				
			0.4	—	—	0.3	6.3	0.55	6.0	1.1	5.5	1.65	4.8	—	30	30	30				
○	○		01	0.2	1.3	6.8	2.8	5.3	—	—	—	—	—	—	25	30	—	20–100	0.8	0.6	0.5
				0.3	0.5	10	1.1	9.5	2.3	8.4	4.0	6.5	—	—	30	30	25				
				0.4	—	—	0.6	12.4	1.1	12	2.2	11	3.3	9.6	—	30	30				
○	○	02	0.2	2.2	14	5.3	11	—	—	—	—	—	—	25	20	—	20–100	1.1	0.9	0.7	
			0.3	1.0	20	2.5	19	4.6	17	8.3	12	14.3	7	30	30	25					
			0.4	—	—	1.4	25	2.3	24	4.0	23	6.3	20	—	30	30					30
○	—	04	0.2	4.5	25	9.5	20	17.0	13	—	—	—	—	30	25	—	20–100	1.6	0.9	0.9	
			0.3	2.0	36	4.7	35	8.5	31	13.1	27	19.6	20	35	35	30					
			0.4	—	—	2.8	45	4.8	44	7.7	41	11.4	37	—	35	35					—
○	—	075	0.2	8.7	51	18.4	42	33.3	29	—	—	—	—	30	25	—	20–100	2.0	1.2	1.4	
			0.3	4.0	74	8.8	71	15.5	64	24.3	54	38.5	40	35	35	30					
			0.4	—	—	5.6	91	9.1	89	14.8	82	21.8	74	—	35	35					—

\*2) Spray angle measured at compressed air pressure of 0.3 MPa and liquid pressure of 0.1 MPa. \*3) Measured at 100 mm from nozzle.

\*4) ○ shows the availability of adaptor for each model number.

**HOW TO ORDER** Please inquire or order for a specific nozzle using this coding system.

**Liquid Pressure Type**

<Example> CBIMV 80005 S303 + CSP S303

<b>CBIMV</b>	<b>80</b>	<b>005</b>	<b>S303</b>	+	<b>CSP</b>	<b>S303</b>
Nozzle series	Spray angle code	Air consumption code	Material of nozzle tip		Type of adaptor	Material of adaptor
■CBIMV	■110	■005			■T	
■CBIMK	■80	■01			■CSN	
■CBIMJ	■60	■02			■CSP	
	■45	■04				
	■20	■075				

**Liquid Siphon Type**

<Example> CBIMV 80005S S303 + CSP S303

<b>CBIMV</b>	<b>80</b>	<b>005S</b>	<b>S303</b>	+	<b>CSP</b>	<b>S303</b>
Nozzle series	Spray angle code	Air consumption code	Material of nozzle tip		Type of adaptor	Material of adaptor
■CBIMV	■80	■005S			■T	
■CBIMK	■60	■01S			■CSN	
		■02S			■CSP	
		■04S				
		■075S				

CSN and CSP adaptors are available for the limited models as shown on [pages 31–33](#).  
 Adaptor type CSN is used in the same way as SNB. Adaptor type CSP is used in the same way as SPB. See [page 28](#) for details.

# BIM series Nozzle Tip Interchangeability

## List of Nozzle Tip Interchangeability

Nozzle tips with ○ are interchangeable with each other to change spray angle and spray pattern.

### CBIM series

		Liquid pressure type															Liquid siphon type												
		CBIMV															CBIMK		CBIMJ				CBIMV-S				CBIMK-S		
		11001	11002	11004	110075	80005	8001	8002	8004	80075	45005	4501	4502	4504	45075	6004	60075	20005	2001	2002	2004	20075	80005S	8001S	8002S	8004S	80075S	6004S	60075S
Liquid pressure type	CBIMV	11001	—	—	—	—	—	—	—	—	—	—	—	—	—	—	—	—	—	—	—	—	—	—	—	—	—	—	—
		11002	—	—	—	—	—	—	—	—	—	—	—	—	—	—	—	—	—	—	—	—	—	—	—	—	—	—	—
		11004	—	—	—	—	—	—	—	—	—	—	—	—	—	—	—	—	—	—	—	—	—	—	—	—	—	—	—
		110075	—	—	—	—	—	—	—	—	—	—	—	—	—	—	—	—	—	—	—	—	—	—	—	—	—	—	—
		80005	—	—	—	—	—	—	—	—	—	—	—	—	—	—	—	—	—	—	—	—	—	—	—	—	—	—	—
	8001	○	—	—	—	—	—	—	—	—	—	—	—	—	—	—	—	—	—	—	—	—	—	—	—	—	—	—	
	8002	—	○	—	—	—	—	—	—	—	—	—	—	—	—	—	—	—	—	—	—	—	—	—	—	—	—	—	
	8004	—	—	○	—	—	—	—	—	—	—	—	—	—	—	—	—	—	—	—	—	—	—	—	—	—	—	—	
	80075	—	—	—	○	—	—	—	—	—	—	—	—	—	—	—	—	—	—	—	—	—	—	—	—	—	—	—	
	45005	—	—	—	—	○	—	—	—	—	—	—	—	—	—	—	—	—	—	—	—	—	—	—	—	—	—	—	
	4501	○	—	—	—	—	—	—	—	—	—	—	—	—	—	—	—	—	—	—	—	—	—	—	—	—	—	—	
	4502	—	○	—	—	—	—	—	—	—	—	—	—	—	—	—	—	—	—	—	—	—	—	—	—	—	—	—	
	4504	—	—	○	—	—	—	—	—	—	—	—	—	—	—	—	—	—	—	—	—	—	—	—	—	—	—	—	
	45075	—	—	—	○	—	—	—	—	—	—	—	—	—	—	—	—	—	—	—	—	—	—	—	—	—	—	—	
	Liquid siphon type	CBIMK	6004	—	—	—	—	—	—	—	—	—	—	—	—	—	—	—	—	—	—	—	—	—	—	—	—	—	—
60075			—	—	—	—	—	—	—	—	—	—	—	—	—	—	—	—	—	—	—	—	—	—	—	—	—	—	
CBIMJ		20005	—	—	—	—	—	—	—	—	—	—	—	—	—	—	—	—	—	—	—	—	—	—	—	—	—	—	—
		2001	○	—	—	—	—	—	—	—	—	—	—	—	—	—	—	—	—	—	—	—	—	—	—	—	—	—	—
		2002	—	○	—	—	—	—	—	—	—	—	—	—	—	—	—	—	—	—	—	—	—	—	—	—	—	—	—
		2004	—	—	○	—	—	—	—	—	—	—	—	—	—	—	—	—	—	—	—	—	—	—	—	—	—	—	—
		20075	—	—	—	○	—	—	—	—	—	—	—	—	—	—	—	—	—	—	—	—	—	—	—	—	—	—	—
CBIMV-S		80005S	—	—	—	—	—	—	—	—	—	—	—	—	—	—	—	—	—	—	—	—	—	—	—	—	—	—	—
		8001S	—	—	—	—	—	—	—	—	—	—	—	—	—	—	—	—	—	—	—	—	—	—	—	—	—	—	—
		8002S	—	—	—	—	—	—	—	—	—	—	—	—	—	—	—	—	—	—	—	—	—	—	—	—	—	—	—
	8004S	—	—	—	—	—	—	—	—	—	—	—	—	—	—	—	—	—	—	—	—	—	—	—	—	—	—	—	
	80075S	—	—	—	—	—	—	—	—	—	—	—	—	—	—	—	—	—	—	—	—	—	—	—	—	—	—	—	
	6004S	—	—	—	—	—	—	—	—	—	—	—	—	—	—	—	—	—	—	—	—	—	—	—	—	—	—	—	
CBIMK-S	6004S	—	—	—	—	—	—	—	—	—	—	—	—	—	—	—	—	—	—	—	—	—	—	—	—	—	—	—	
	60075S	—	—	—	—	—	—	—	—	—	—	—	—	—	—	—	—	—	—	—	—	—	—	—	—	—	—	—	

### SCBIM series

		Liquid pressure type							Liquid siphon type	
		SCBIMV					SCBIMJ		SCBIMV-S	
		11001	80005	8001	45005	4501	20005	2001	80005S	8001S
Liquid pressure type	SCBIMV	11001	—	—	—	—	—	—	—	—
		80005	—	—	—	—	—	—	—	—
		8001	○	—	—	—	—	—	—	—
		45005	—	○	—	—	—	—	—	—
		4501	—	—	○	—	—	—	—	—
SCBIMJ	20005	—	—	—	—	—	—	—	—	
	2001	○	—	—	—	—	—	—	—	
Liquid siphon type	SCBIMV-S	80005S	—	—	—	—	—	—	—	
		8001S	—	—	—	—	—	—	—	

### CBIM series Cap Interchangeability

Caps with ○ are interchangeable with each other.

Adaptor type		T					CSN/CSP		
		005	01	02	04	075	005	01	02
T	005	—	—	—	—	—	—	—	—
	01	○	—	—	—	—	—	—	—
	02	—	○	—	—	—	—	—	—
	04	—	—	—	○	—	—	—	—
	075	—	—	—	—	○	—	—	—
CSN/CSP	005	—	—	—	—	—	—	—	—
	01	—	—	—	—	—	—	—	—
	02	—	—	—	—	—	—	—	—

Note:

- 1) Air consumption codes available for T-type adaptor are 005, 01, 02, 04, and 075.
- 2) Air consumption codes available for CSN- and CSP-type adaptors are 005, 01, and 02 only.

When changing an adaptor type of the existing CBIM nozzle between T, CSN, and CSP types, it is possible to continue to use the same nozzle tips and core, which are the common parts (the cap is not).